


The Parent Guide to the Holt Textbook Features.



by: Christopher T. Wells

Parents,

It is my pleasure to inform you about our new math books for grades 6-10. We have adopted the Holt series of books.

These books have A LOT of resources and you (the parent) can even access most of the resources from any device that has internet access.

Your student has received a student login for the internet access.

I have made this short PowerPoint to show you some of the online features you will have access to.

(** Social Studies also uses Holt and you can access that book online, too!!!)

Some of the features you can access on-line:

- 1) every page of the book!
- 2) every workbook page from workbook B.
- 3) videos by the authors of the book for every lesson and every example.
- 4) Quizzes for each section of the book
- 5) on-line homework help. Some problems actually solved step by step.
- 6) Glossary of all terms. (you can also get them in about 30 languages)
- 7) and much more.....

Holt McDougal Online - Windows Internet Explorer

File Edit View Favorites Tools Help

http://my.hrw.com/

Holt McDougal Online

HOLT McDUGAL

Holt McDougal Online

Help

Technical Support Information:
(800) 323-8239
7 a.m. to 10 p.m., Mon-Fri CST

[Web Support](#)

[E-mail Support](#)

[Product Information](#)

Welcome to Holt McDougal Online!

I am already registered:

Username:

Password:

Log In

[Forgot your username or password?](#)

I am a New User and need to register for a program.

Register

I am an Evaluator with a sample word and need to preview a program.

Preview

Copyright © Houghton Mifflin Harcourt Publishing Company

[Terms of use](#) [Credits](#) [Privacy Policy](#)

I would suggest book marking the site.

Your student will be given a username and password. teachers will have copies just in case your child "loses" it.

Parents: you can see all math books by using the login: hparent11

Password: brickie



My Subscriptions



Holt McDougal Algebra 1, Common Core Edition ©2012

- [Go to the Online Textbook](#)
- [View Assignments](#)
- [View Progress Reports](#)



Holt McDougal Mathematics Grade 6, Common Core Edition ©2012

- [Go to the Online Textbook](#)
- [View Assignments](#)
- [View Progress Reports](#)



Holt McDougal Mathematics Grade 7, Common Core Edition ©2012

- [Go to the Online Textbook](#)
- [View Assignments](#)
- [View Progress Reports](#)



- [Go to the Online Textbook](#)
- [View Assignments](#)

This is all the math books we use grades 6-9.

This is also the first screen you see when you log in using the hparent1111 account.

The drop down menu's allow you to pick the exact chapter and lesson we are on.

Holt, McDougal: Mathematics Online Editions - Windows Internet Explorer

File Edit View Favorites Tools Help

http://my.hrw.com/tabnav/controller.jsp?isbn=0554007614

Holt, McDougal: Mathematics Online Editions

HOLT McDUGAL

Holt McDougal Mathematics Course 3

Select a chapter Select a lesson or feature

Book Pages Student Resources Videos & Activities Teacher Resources

Mathematics Course 3

Welcome to Holt McDougal Mathematics Course 3 Online Edition

What's Included

The online version of *Holt McDougal Mathematics Course 3* features not only your textbook, but also interactive features that will enhance your learning experience.

Book Pages
Access the complete student edition.

Videos & Activities
Enhance your learning with Lesson Tutorial Videos, Interactivities, and TechKeys Graphing Calculator Tutorials.

Additional Practice
Explore problems from the Student One Stop, Interactive Practice Tests and Quizzes, and extra practice problems from each lesson.

Teacher Resources
Find everything you need to plan and teach each lesson, assess and intervene with each student, and challenge and engage at every step of the way.

How to Get Started

Step 1.
Select a chapter and a lesson or feature.

Step 2.
Select a tab to view content related to that chapter and lesson/feature.

Browsers & Plug-ins

Holt recommends using one of the following **browsers** to view this site:

DOWNLOAD → Internet Explorer 5.1+

You will need the following **plug-ins** to view the features on this site:

DOWNLOAD → Flash 8+

DOWNLOAD → QuickTime 7+

DOWNLOAD → Shockwave 8.5.1+

DOWNLOAD → Acrobat Reader 5+

This is my teacher login. With the student login you will not have the teacher's resource button. The other tabs allow you to pick where you want to go.

This is the 8th grade book, but all books have the same on-line features.

Holt, McDougal: Mathematics Online Editions - Windows Internet Explorer

File Edit View Favorites Tools Help

http://my.hrw.com/tabnav/controller.jsp?isbn=0554007614

Holt, McDougal: Mathematics Online Editions

HOLT McDOUGAL

Holt McDougal Mathematics Course 3

Chapter 6: Percents Lesson 6-1: Relating Decimals, Fractions, and P...

Book Pages Student Resources Videos & Activities Teacher Resources

You can go straight to the page you want!

Previous | Page: 282 | Go! | Next

6-1 Relating Decimals, Fractions, and Percents

Learn to compare and order decimals, fractions, and percents.

In an average day, a typical newborn baby sleeps 16 out of 24 hours. The part of a day the baby sleeps can be shown in several ways.

$$\frac{16}{24} = 0.6\overline{6} = 66.\overline{6}\%$$

So newborns sleep over 60% of the time.

Vocabulary
percent

Percents are ratios that compare a number to 100.

Ratio	Decimal	Percent
$\frac{3}{10} = \frac{30}{100}$	0.30	30%
$\frac{1}{2} = \frac{50}{100}$	0.50	50%
$\frac{3}{4} = \frac{75}{100}$	0.75	75%

Reading Math
Think of the % symbol as meaning per 100 or /100.
 $75\% = 75/100 = 0.75$

Interactivities Online ▶ To convert a fraction to a decimal, divide the numerator by the denominator.

$$\frac{1}{8} = 1 \div 8 = 0.125$$

To convert a decimal to a percent, multiply by 100 and insert the percent symbol.

$$0.125 \cdot 100 \rightarrow 12.5\%$$

EXAMPLE 1 Finding Equivalent Ratios and Percents

Find the missing ratio or percent equivalent for each letter on the number line.

Enlarged Book Page

- Spanish
- English

Lesson Tutorial Videos

- Example 1
- Example 2
- Example 3
- Example 4

Interactivity

- Decimals, Fractions, and Percents

Interactive Practice Quiz

- Lesson 6-1

Multilingual Glossary

- percent
- Browse Glossary

Need a spanish version?

or a lesson taught step by step by the books author?
A video per example!!

Want to have the computer give you some practice?
or quiz?

want to do some vocab???

What are the tutorials?



These are videos that the authors of the book made to teach each lesson to your student. You could actually teach your self this book by watching these videos!

Here is what you get when you click on a tutorial.

The screenshot shows a video player window titled "Holt McDougal - Lesson Tutorial Videos - Windows Internet Explorer". The interface is split into several sections:

- Top Left:** A video frame showing a man with glasses, a purple shirt, and an orange tie, identified as Professor Edward Burger. Below the video are controls for "OFF" and "CC" (Closed Captions).
- Bottom Left:** A section titled "KEY OBJECTIVES" containing a single bullet point: "Learn to compare and order decimals, fractions, and percents."
- Right Side:** A large area titled "LESSON TUTORIALS" which is currently blank, intended for notes.
- Bottom:** A video control bar with play, pause, and volume icons.


Dr. Burger's notes will appear here.

notice the lesson objective

As the lesson goes on you will get more information.

Holt McDougal - Lesson Tutorial Videos - Windows Internet Explorer

http://my.hrw.com/math06_07/nsmedia/lesson_videos/msm3/player.html?contentSrc=6241/6241.xml




LESSON TUTORIALS

OFF CC Professor Edward Burger

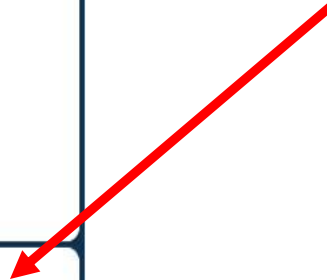
KEY OBJECTIVES

- Learn to compare and order decimals, fractions, and percents.

Percents are ratios that compare a number to 100.
To convert a fraction to a decimal, divide the numerator by the denominator.
To convert a decimal to a percent, multiply by 100 and insert the percent symbol.



Vocab words are defined here



This picture is about half way through the lesson.

Holt McDougal - Lesson Tutorial Videos - Windows Internet Explorer
http://my.hrw.com/math06_07/nsmedia/lesson_videos/m3m3/player.html?contentSrc=6241/6241.xml

LESSON TUTORIALS

Finding Equivalent Ratios and Percents

Find the missing ratio or percent equivalent for each letter a-g on the number line.

0% a 10% c 50% e 87.5% g
0 b 1/10 1/4 d 2/3 f 1

OFF CC Professor Edward Burger

KEY OBJECTIVES

- Learn to compare and order decimals, fractions, and percents.

Percents are ratios that compare a number to 100.
To convert a fraction to a decimal, divide the numerator by the denominator.
To convert a decimal to a percent, multiply by 100 and insert the percent symbol.

Notice, Dr. Burger is working the problem out for you.

Then in the notes section is a step by step direction of what you should do.

What are the interactive links?

Interactivity
<ul style="list-style-type: none">• Decimals, Fractions, and Percents
Interactive Practice Quiz
<ul style="list-style-type: none">• Lesson 6-1

These links allow you to either get some extra practice, teaching or even take a quiz on-line. A great study help before that next quiz or test!!

So, what do I get when I select an interactivity?

mia113 - Windows Internet Explorer
http://my.hrw.com/math06_07/nsmedia/interactivities/mia113/mia113.html

Fractions, Decimals, and Percents

LEARN EXPLORE PRACTICE X

FRACTIONS, DECIMALS, AND PERCENTS

A fraction can be represented as a decimal or percent.
To write a fraction as a decimal, write it with a denominator of 100.

$$\frac{3}{4} = \frac{25}{25} \cdot \frac{3}{4} = \frac{75}{100} = 0.75$$

To write a decimal as a percent, move the decimal point 2 places to the right and add the percent sign.

$$0.75 = 75\%$$

INTERACTIVITIES
HOLT, RINEHART AND WINSTON

Interactivity
• Decimals, Fractions, and Percents
Interactive Practice Quiz
• Lesson 6-1

I pushed this button


I have been given 3 choices. I can:

- 1) learn
- 2) explore
- 3) Practice

This page is the learn option.

Fractions, Decimals, and Percents

LEARN EXPLORE PRACTICE X



Click the grid to see the equivalent fraction, decimal, and percent.

ESPAÑOL

1 2

INTERACTIVITIES
HOLT, RINEHART AND WINSTON

The image shows a software interface for learning fractions, decimals, and percents. At the top, there is a dark blue header with the title 'Fractions, Decimals, and Percents' and three buttons: 'LEARN' (green), 'EXPLORE' (blue), and 'PRACTICE' (orange). A red 'X' button is in the top right corner. The main area features a 10x10 grid on the left, where the bottom two rows are yellow and the top eight rows are olive green. Below the grid is the instruction 'Click the grid to see the equivalent fraction, decimal, and percent.' To the right of the grid is a large, empty light blue rectangular area. At the bottom, there is a control bar with a speaker icon, a volume slider, a language selector set to 'ESPAÑOL', a play/pause button, a page indicator '1 2' with left and right arrows, and the publisher's name 'INTERACTIVITIES HOLT, RINEHART AND WINSTON'.

this is the explore option.
Notice it is using a
manipulative. Another way
to teach. Hands on.

mia113 - Windows Internet Explorer
http://my.hrw.com/math06_07/nsmedia/interactivities/mia113/mia113.html

Fractions, Decimals, and Percents

LEARN EXPLORE PRACTICE X

2. Find the equivalent fraction for 0.28.

$\frac{3}{75}$

$\frac{14}{5}$

$\frac{7}{25}$

$\frac{25}{7}$

DONE

INTERACTIVITIES
HOLT, RINEHART AND WINSTON

And this is the practice option. This has 3 questions, but every time you open it you get 3 different questions.

The interactive Practice quiz

Holt Mathematics Course3 - practice_quiz - Windows Internet Explorer

http://my.hrw.com/math06_07/nsmedia/practice_quizzes/msm3_2010/msm3_pq_prc_01.html

PRACTICE QUIZ HOLT McDOUGAL

Holt McDougal Mathematics Course 3 Chapter 6 – Lesson 1

1. Identify the equivalent value of $\frac{5}{9}$ as a percent.

45.3%

55.5%

78.3%

86.5%

RESET DONE

← 1 2 3 4 5 6 7 → SCORE MY QUIZ

Interactivity

- Decimals, Fractions, and Percents

Interactive Practice Quiz

- Lesson 6-1

Again, this quiz bank has many questions. everytime I open it up. i get different questions. So, I can take this quiz several times!

When you click on an answer, click done and you go right to the next question.

PRACTICE QUIZ HOLT McDUGAL

Holt McDougal Mathematics Course 3 Chapter 6 – Lesson 1

Test Report

Your score: 4/7 = 57%

Question 1	=	Correct	
Question 2	=	Correct	
Question 3	=	Correct	
Question 4	=	Incorrect	REF: See Example 2
Question 5	=	Correct	
Question 6	=	Incorrect	REF: See Example 3
Question 7	=	Incorrect	REF: See Example 4

1 2 3 4 5 6 7 SCORE MY QUIZ

Internet 100%

After the quiz I can click on each question and see it again.

Notice how the ones I missed have see example 2, 3, or 4 by it. I can go back and watch the video if I don't know why I missed each question.

Holt Mathematics Course3 - practice_quiz - Windows Internet Explorer
http://my.hrw.com/math06_07/nsmedia/practice_quizzes/msm3_2010/msm3_pq_prc_01.html

PRACTICE QUIZ HOLT McDUGAL

Holt McDougal Mathematics Course 3 Chapter 6 – Lesson 1

4. Identify the correct symbol to compare.

$\frac{18}{36}$ 50%

$<$

\leq

$=$

$>$

RESET DONE

← 1 2 3 4 5 6 7 → SCORE MY QUIZ

Done Internet 100%

I clicked on #4. It shows me the answer I chose and the correct answer.

What do the book problems look like?

The screenshot shows a web browser window with the URL `http://my.hrw.com/tabnav/controller.jsp?isbn=0554007614`. The page title is "Holt, McDougal Mathematics Course 3". The navigation bar includes "Book Pages", "Student Resources", "Videos & Activities", and "Teacher Resources". The current page is "Chapter 6: Percents" and "Lesson 6-1: Relating Decimals, Fractions, and Percents". The page number is 284.

The main content area is titled "6-1 Exercises" and is divided into "GUIDED PRACTICE" and "INDEPENDENT PRACTICE".

GUIDED PRACTICE

See Example 1 Find the missing ratio or percent equivalent for each letter on the number line.

0% 25% b
0 a 21 50 c 100% 115%
7 1

1. a 2. b 3. c 4. d

See Example 2 Compare. Write $<$, $>$, or $=$.

5. $\frac{3}{4}$ 70% 6. 42% $\frac{2}{5}$ 7. 87.5% 0.875 8. 0.99 100%

See Example 3 Order the numbers from least to greatest.

9. 36%, 0.3, $33\frac{1}{3}\%$, $\frac{3}{8}$ 10. $\frac{4}{5}$, -0.5 , 500%, $66\frac{2}{3}\%$

See Example 4 11. A molecule of water is made up of 2 atoms of hydrogen and 1 atom of oxygen. What percent of the atoms of a water molecule is oxygen?

INDEPENDENT PRACTICE

See Example 1 Find the missing ratio or percent equivalent for each letter on the number line.

0% e 39% 80% 100% h
0 $\frac{1}{3}$ f g 1 $\frac{25}{20}$

12. e 13. f 14. g 15. h

See Example 2 Compare. Write $<$, $>$, or $=$.

16. $\frac{2}{3}$ 66% 17. 37% $\frac{3}{8}$ 18. 6% 0.6 19. 0.09 9%

See Example 3 Order the numbers from least to greatest.

20. -6% , 0.6, $66\frac{1}{3}\%$, $\frac{3}{6}$ 21. $\frac{2}{5}$, 0.04, 42%, 70%

See Example 4 22. Sterling silver is an alloy combining 925 parts pure silver and 75 parts of another metal, such as copper. What percent of sterling silver is not pure silver?

The sidebar on the right contains the following sections:

- Enlarged Book Page
 - Spanish
 - English
- Lesson Tutorial Videos
 - Example 1
 - Example 2
 - Example 3
 - Example 4
- Homework Help
 - Lesson 6-1
- Interactive Practice
 - Decimals, Fractions, and Percents
- Interactive Practice Quiz
 - Lesson 6-1
- Multilingual Glossary
 - percent
 - Browse Glossary

notice all the videos, glossary and interactive help are still there.

Also notice, that each set of problems show you which example video they are like.

This is true for both the Guided and Independent practice.

Notice there is now a homework help button.

Homework help button

HOLT McDUGAL

6-1
EXERCISES

Chapter 6
Percents

Homework Help Online

Online Support for selected exercises from Lesson 6-1 Homework

GUIDED PRACTICE

Click a video icon to see a Lesson Tutorial Video. Click a pencil icon to practice similar problems.



VIDEO



PRACTICE

See Example 1

Find the missing ratio or percent equivalent for each letter on the number line.



1. a 2. b 3. c 4. d



VIDEO



PRACTICE

See Example 2

Compare. Write $<$, $>$, or $=$.

5. $\frac{3}{4}$ 70% 6. 42% $\frac{2}{5}$ 7. 87.5% 0.875 8. 0.99 100%



VIDEO



PRACTICE

See Example 3

Order the numbers from least to greatest.

9. 36%, 0.3, $33\frac{1}{3}\%$, $\frac{3}{8}$ 10. $\frac{4}{5}$, -0.5, 500%, $66\frac{2}{3}\%$



VIDEO



PRACTICE

See Example 4

11. A molecule of water is made up of 2 atoms of hydrogen and 1 atom of oxygen. What percent of the atoms of a water molecule is oxygen?

the homework help button actually gives you links to a video that shows you how to solve problems just like the ones the teacher assigned.

they even have practice problems so you can try extra ones just in case.

What about those tough word problems? or graphs?

INDEPENDENT PRACTICE


Click a video icon to see a Lesson Tutorial Video.



VIDEO

See Example 1

Find the missing ratio or percent equivalent for each letter on the number line.



12. e

13. f

14. g

15. h



VIDEO

See Example 2

Compare. Write $<$, $>$, or $=$.

16. $\frac{2}{3}$ 66%

17. 37% $\frac{3}{8}$

18. 6% 0.6

19. 0.09 9%



VIDEO

See Example 3

Order the numbers from least to greatest.

20. -6% , 0.6 , $66\frac{1}{3}\%$, $\frac{3}{8}$

21. $\frac{2}{5}$, 0.04 , 42% , 70%



VIDEO

See Example 4

22. Sterling silver is an alloy combining 925 parts pure silver and 75 parts of another metal, such as copper. What percent of sterling silver is not pure silver?

PRACTICE AND PROBLEM SOLVING

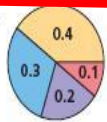
Click a lightbulb icon to see a complete solution.



SOLUTION

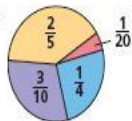
Write the labels from each circle graph as percents.

23.



SOLUTION

25.



One of my favorite features of this book is the solution light bulb. This gives you a step by step direction of how to solve it.

Problem: 23 Set: Exercises Page: 284

Look in your textbook for this problem statement.

▲ ▼ Click arrow to start Close

This is what you see if I click on that light bulb.

It tells me look at the book for the problem. Then click on the arrow.

Hotmath Tutor: Problem: 23 Page: 284 - Windows Internet Explorer
http://my.hrw.com/math06_07/nsmedia/hotmath/2010/static/solutions/hrwmsm307/6/1/Exercises/hrwmsi

Problem: 23 Set: Exercises Page: 284

Look in your textbook for this problem statement.

Hint

Multiply 0.4 by 100 and insert the percent symbol.

▲ ▼ Hint for step 1 Close

Thanks for the hint. Now I need to try the next step, or if I am lost. Hit the arrow again.

Look in your textbook for this problem statement.

Step 1

First, write 0.4 as a percent.

To convert a decimal to a percent, multiply by 100 and insert the percent symbol.

So, multiply 0.4 by 100 and insert the percent symbol.

$$0.4 \cdot 100 \rightarrow 40\%$$

Therefore,

$$0.4 = 40\%.$$

Step 2

To write 0.1 as a percent, multiply 0.1 by 100 and insert the percent symbol.

$$0.1 \cdot 100 \rightarrow 10\%$$

So,

$$0.1 = 10\%.$$

Hint

Multiply 0.2 by 100 and insert the percent symbol.

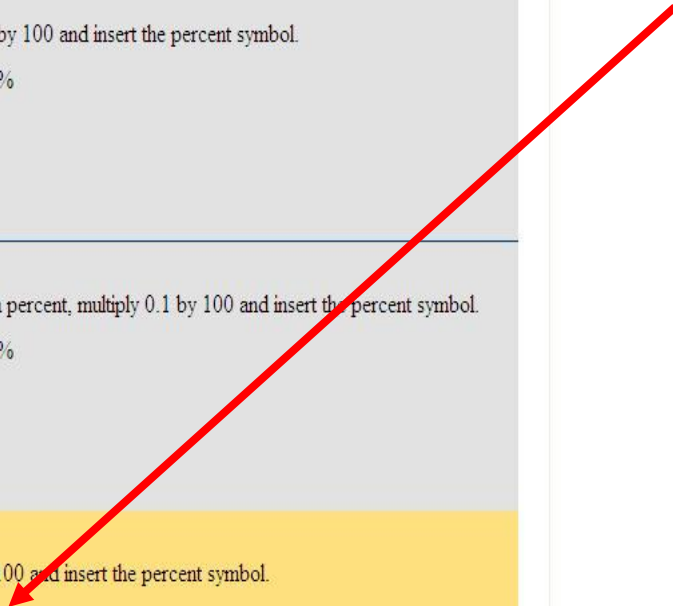


Hint for step 3

Close

Okay two hints and two steps done for me. What could be better?

Hit the arrow again for step 3!



Step 1

First, write 0.4 as a percent.

To convert a decimal to a percent, multiply by 100 and insert the percent symbol.

So, multiply 0.4 by 100 and insert the percent symbol.

$$0.4 \cdot 100 \rightarrow 40\%$$

Therefore,

$$0.4 = 40\%.$$

Step 2

To write 0.1 as a percent, multiply 0.1 by 100 and insert the percent symbol.

$$0.1 \cdot 100 \rightarrow 10\%$$

So,

$$0.1 = 10\%.$$

Step 3

To write 0.2 as a percent, multiply 0.2 by 100 and insert the percent symbol.

$$0.2 \cdot 100 \rightarrow 20\%$$

So,

$$0.2 = 20\%.$$

Step 4

To write 0.3 as a percent, multiply 0.3 by 100 and insert the percent symbol.

$$0.3 \cdot 100 \rightarrow 30\%$$

So,

$$0.3 = 30\%.$$

the whole problem solved, step by step and they even told me why they did each step!!

Does this book make Math easy or what? No more I left my book at school excuses. or I forgot my worksheet. That's online, too!

I even logged into the site on my son's DSI!!!

I hope you found this tutorial helpful.

If not, and you need some extra help. I will gladly give lessons to parents who want the extra help. Just send me an email and ask to be put on a list for a training session.

email to:

wellsclass@hobart.k12.in.us

Thanks,

Christopher T. Wells